

Nursery: Curious Critters

1. Key Vocabulary

Minibeast: Small creatures/ animals such as Butterflies, spiders, snails and beetles.

Insect: Insect have six legs, three body parts and antennae

Antennae: a pair of feelers on the head of an insect.

Shelter: Something that covers or protects

Animal: Animals are living things that need food and water to live.



Shell: A hard covering on the body of an animal for protection.

3. Expressive Art and Design

We will experiment with using a range of media and resources to create our own minibeast and also create appropriate habitats to attract more minibeasts into our environment. We will become increasingly independent and develop our own ideas and decide which materials to use.

We will make imaginative and complex 'small worlds' with blocks and construction pieces, such as enclosures for the different minibeasts/ imaginary characters and habitats.

As a class, we will participate in singing



7. Personal, Social and Emotional Education

We will continue to learn how to work as part of a group or class and understand how to follow the rules and how our behaviour can impact others. With support, the children will be encouraged to find solutions to conflicts and rivalries.

We will continue to name how we are feeling and become confident in expressing our emotions.

We will show respect to others as we learn to demonstrate assertive behaviour during play and interaction with other children or adults.



2. Curriculum Knowledge

Our topic this half term is "Curious Critters". We will learn about different minibeasts in our environment and their habitat. We will be learning about what we can do to take care of our environment so that these minibeasts can thrive. We will learn about the benefits of having these minibeasts in our environment.

We will explore our environment to find the minibeasts around us and create a suitable habitat to attract more into our immediate environment.

We will listen carefully to each other and learn to ask questions about our friends experiences to deepen our understanding and to help develop our communication skills. We will learn and develop skills necessary to resolve conflict and become assertive.



	Enterprise	Communication	Well-Being	Possibilities	Environment
Drivers:	Make butterfly feeders and build natural habitats for minibeasts.	Discuss effective ways to resolve conflicts with our friends and be assertive.	We will think about how our own actions can affect others and aware of our feelings.	We will learn about the different jobs in our local communities.	Explore the different environments as we learn about minibeast habitats.






4. Communication, Language and Literacy

Children will explore fiction and nonfiction books as they listen to the different books chosen for each week. We will learn new vocabulary about minibeasts and use this newly acquired vocabulary when talking about the different minibeasts in our immediate environment as well as their habitat.

Children will learn to answer why and how questions and also ask questions in their quest to develop their investigative skills. Children will be questioned by adults in a way to provoke sustained shared thinking and promote engagement in debate when they disagree with an adult or a friend using words as well as actions.

Children will continue using extended sentences to express an opinion and contribute ideas.

Children will continue to spot and identify rhymes in books. Also we will revisit the five key concepts about prints such as print has meaning and sentences start with capital letters and end with full stops.



5. Mathematics

We will continue to practice counting and number recognition through number songs and activities. Through practical activities, children will learn how to count using 1.1. correspondence up to 10 objects, for example saying one number for each item in order: 1,2,3,4,5. We will continue to practice using our fingers to represent numbers to 5.

We will continue using our positional language to describe where to find minibeast such as under log and top of flower and describe a familiar route. Also we will talk about the days of the week and be confident using it to sequence our weekly events.

We will compare human growth in terms of size, weight, height and age.

6. Understanding of the World

We will explore the features of different minibeasts and understand the need to respect and care for the natural environment and living things.

Children will learn about the lifecycle of a butterfly and compare it to that of humans as they make sense of their own life story and family history. Children will explore differences between people and develop a positive attitude about these differences.

